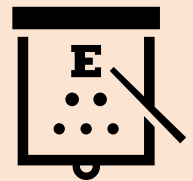


KEY ADVANTAGE 500


BENEFITS SUMMARY

Effective July 1, 2013 or October 1, 2013

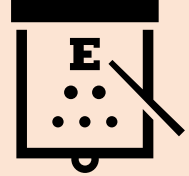
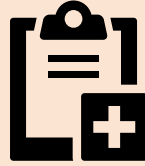


BENEFIT HIGHLIGHTS

How The Plan Works.....	1
Summary Of Benefits	4
Special Programs	8
Approval Of Care At A Glance.....	9
If You Need Assistance	10



KEY ADVANTAGE 500



Coverage under

THE LOCAL CHOICE KEY ADVANTAGE 500

contract is for:

- **Active Employees and their Dependents**
- **Retirees not eligible for Medicare and their Dependents not eligible for Medicare, and/or**
- **Dependents of Medicare eligible Retirees who are not Medicare eligible.**

NOTE: Medicare eligible retirees and the Medicare eligible dependents of any retiree (Medicare eligible or otherwise), may not enroll in Key Advantage 500.


If your Local Employer offers a TLC Medicare supplemental plan, be aware that participation in both Parts A and B of Medicare is required to receive maximum benefits under the Medicare supplemental plan. Part D expenses are not covered.

PLAN YEAR

Your benefits are administered on a plan year basis which is July 1 through June 30, or October 1 through September 30, depending upon your renewal date.

SERVICE AREA

This plan is available wherever employees and eligible retirees live or work.



THIS IS A SUMMARY of your medical, vision, behavioral health and employee assistance (EAP), prescription drug, and dental benefits. Your benefits are administered by Anthem Blue Cross and Blue Shield, with the exception of your dental benefits. Under a separate agreement with Anthem BCBS, Delta Dental of Virginia will administer routine dental benefits.

- **MEDICAL AND ROUTINE VISION**
- **BEHAVIORAL HEALTH AND EAP**
- **PRESCRIPTION DRUGS**
- **DENTAL**

HOW THE PLAN WORKS

YOUR MEDICAL AND BEHAVIORAL HEALTH NETWORKS

In-Network Care



Your networks are the Anthem PPO network in Virginia and the BlueCard® PPO and BlueCard Worldwide® networks outside Virginia. Referrals for care are not required.

For the most current list of Anthem PPO network providers go to www.anthem.com/tlc and click on Find a Doctor.

Out-of-Network Care

You may receive care outside these networks. However, you have a separate plan year out-of-network deductible and out-of-pocket expense limit. Once you have met the out-of-network deductible, you pay 30% coinsurance for all covered medical and behavioral health services. Claims payments are made directly to the member, rather than to the provider. See page 2 for more information about how your out-of-pocket expense limit works both in and out of the network.

Care When Traveling

If you live or travel outside of Virginia, you will receive the highest level of medical benefits when you receive care from a BlueCard® PPO provider in that area. Providers who participate with other Blue Cross Blue Shield companies will accept your copayment or coinsurance at the time of service instead of requiring full payment. These providers or facilities will file claims directly to their local Blue Cross Blue Shield company for you, and have agreed to accept the

allowable charge established with their local Blue Cross Blue Shield company as payment in full for their services.


BlueCard Worldwide® gives you access to doctors and hospitals for medical care in more than 200 countries and territories around the world.

Call **1-800-810-BLUE (2583)** to locate a BlueCard PPO or BlueCard Worldwide provider. Be sure to present your TLC/Anthem identification card when you receive care outside Virginia. The suitcase emblem at the top of your card indicates that your plan includes the BlueCard program.

Medical Benefits

Medical care is provided by primary care physicians (general or family practitioner, internist or pediatrician), specialty care providers and facilities. Referrals are not needed. Higher copayments apply for specialist and facility visits.

Behavioral Health and EAP Benefits



Anthem behavioral health associates are available to assist you in locating a behavioral health provider in your network. You also may locate a behavioral health network provider on the Web at www.anthem.com/tlc, and click on Find a Doctor.

You are encouraged to have all behavioral health services pre-authorized by calling **1-855-223-9277** before receiving care, or within 48 hours of an emergency admission.

Anthem Behavioral Healthcare case managers certify the appropriate levels of mental health and substance abuse care based on your diagnosis and medical necessity criteria.

The EAP provides up to four counseling sessions per incident free of charge to you and your household members. Contact Anthem EAP toll-free at **1-855-223-9277** for more information.

Medical and Behavioral Health Out-of-Pocket Expense Limit

There are separate medical and behavioral health out-of-pocket expense limits for in-network and out-of-network services. There is no out-of-pocket expense limit for routine vision, prescription drug or dental services.

In-Network Services

- If you are the only one covered by the plan, the most you will pay out of your pocket is \$3,000 per plan year for covered services. Once you have reached this amount, your payment for covered in-network services is \$0.
- If two or more people are covered by the plan, the most all of you will pay out of your pocket is \$6,000. However, no family member will pay more than \$3,000 toward the limit. Then your payments for covered in-network services are \$0.

Out-of-Network Services

- If you are the only one covered by the plan, the most you will pay out of your pocket is \$6,000 per plan year for covered services. Once you have reached this amount, your payment for covered services is \$0. However, out-of-network providers may bill you for amounts above the plan's allowable charge, and payment is your responsibility.
- If two or more people are covered by the plan, the most all of you will pay out of your pocket is \$12,000. However, no family member will pay more than \$6,000 toward the limit. Then your payments for covered services are \$0. However, out-of-network providers may bill you for amounts above the plan's allowable charge, and payment is your responsibility.

The following do not count toward the out-of-pocket expense limit, and you are responsible for paying these costs when the out-of-pocket expense limit has been reached:

- Routine vision, prescription drug and dental services
- Cost of care in excess of benefit limits
- Cost of services and supplies not covered under the plan
- Additional amount non-network providers may bill you when their charge is more than the plan's allowable charge

PRESCRIPTION DRUGS

Drug List



Our drug list (sometimes called a formulary) is a list of prescription drugs covered by your plan. It's made up of hundreds of brand and generic drugs. We research drugs and select ones that are safe, work well and offer the best value. That's because we think it's important to cover drugs that help people stay healthy so they can work, go to school, and continue the activities of a busy life.

Sometimes we update the Drug List if new drugs come to market, or if new research becomes available. To view the current list, visit [anthem.com/tlc](https://www.anthem.com/tlc). If you don't have access to a computer, you can check the status of a drug by calling Customer Service at the phone number on your plan ID card.

Your program is a **mandatory generic** outpatient prescription drug program. If a generic equivalent exists for a brand name drug, you have two choices. You may request the generic and pay only the copayment. Or you or your physician may request a brand name drug and you will be responsible for the following:

- **At a participating pharmacy** you will be responsible for the applicable copayment plus the difference between the allowable charge for the generic equivalent and the brand name drug.
- **At a non-participating pharmacy** you pay the total price for the drug and then file a Prescription Drug Claim Form. Reimbursement is limited to the allowable charge for the generic drug minus your copayment.

Retail Pharmacy

Our network includes more than 56,000 pharmacies across the country. To make sure your pharmacy is in our network visit www.anthem.com/tlc or call Member Services.

Some drugs require Prior Authorization before they are dispensed. Your physician, pharmacist, or Member Services can tell you if a drug requires prior authorization.

Home Delivery Pharmacy

Your benefit includes access to a home delivery pharmacy, through Express Scripts. This is a convenient, cost-effective way to obtain up to a 90-day supply of medications you take routinely (such as medication for high blood pressure or high cholesterol). Your medications are delivered directly to your home.

Getting started with home delivery

Home Delivery forms are available at www.anthem.com/tlc. Mail your completed form, your prescription from your doctor for a 90 day supply, and payments to:

Home Delivery Pharmacy
PO Box 66558
St. Louis MO 63166-6558


Your order should arrive within 14 days from the date your order is received.

Specialty Pharmacy

Your Anthem benefit includes access to Accredo, a pharmacy dedicated to providing members with specialty medications. Specialty medications include biopharmaceutical and injectable drugs. But beyond simply dispensing drugs, Accredo is a complete support program with clinicians and personal care coordinators to help all our members taking specialty drugs achieve the best possible outcomes from their treatments.

You can begin using Accredo with one easy call to **1-877-886-1705**. You will provide Accredo with your doctor's name and phone number, and they'll do all the rest. From that point forward, you will receive all your specialty medications from Accredo. You will also be paired with a personal care coordinator who will help provide any support you need throughout your treatment.

ROUTINE VISION BENEFITS



Your routine vision benefits are available from Blue View VisionSM once every 12 months. The 12-month count begins on the date you receive your eye examination or purchase eyeglass frames or lenses.

You may have your eye exam and purchase lenses and frames from any Blue View participating optician, optometrist or retail setting, including LensCrafters[®], Target[®] Optical, Sears OpticalSM, JCPenney[®] Optical, and Pearle Vision[®]. If you receive your eye exam, eyeglass frames or lenses from a non-Blue View provider, the non-Blue View network benefits will apply. Please see page 8 for more details on your routine vision benefits.

Go to www.anthem.com/tlc and click on Find a Doctor to find a Blue View provider near you.

Note: If you need medical, non-routine treatment for your eyes, consult your physician or an Anthem PPO network eye specialist.

DENTAL

(administered by Delta Dental)



To reduce your out-of-pocket expense, choose a Delta Dental network dentist. View the Delta Premier network of dentists at www.deltadentalva.com. Claims will be handled by the dentist's office and

you will be responsible only for the dental deductible and coinsurance that applies to the covered care you receive. If you go to a non-network dentist, you pay the dental deductible and coinsurance plus any amount above the allowable charge that the dentist may bill you.

When you anticipate dental charges over \$250, have your Delta Dental dentist file a pre-determination (pre-treatment) estimate.

BENEFITS AT-A-GLANCE

This chart shows what you pay for Deductibles, Copayments, Coinsurance and Out-of-Pocket Expenses for covered services in one Plan Year.

	BENEFIT	IN-NETWORK	OUT-OF-NETWORK
PLAN YEAR DEDUCTIBLE <i>(applies as indicated)</i>	One Person	\$500	\$1,000
	Family (two or more people)	\$1,000	\$2,000
PLAN YEAR OUT-OF-POCKET EXPENSE LIMIT	One Person	\$3,000	\$6,000
	Family (two or more people)	\$6,000	\$12,000
OUT-OF-NETWORK BENEFITS	Yes. Once you meet the out-of-network deductible, you pay 30% coinsurance for medical and behavioral health services. Copayments do not apply to out-of-network medical and behavioral health services. Copayments and coinsurance for routine vision, outpatient prescription drugs and dental services will still apply.		
MEDICAL AND BEHAVIORAL HEALTH CARE WHEN TRAVELING	The BlueCard® PPO and BlueCard® Worldwide programs are included for medical and behavioral health care outside Virginia.		
LIFETIME MAXIMUM	Unlimited		

COVERED SERVICES	YOU PAY IN-NETWORK		
AMBULANCE TRAVEL <i>No Plan Year limit</i>	20% coinsurance, after deductible		
AUTISM SPECTRUM DISORDER 2 years to 6 years – \$35,000 Annual Limit <i>(Applies to Applied Behavioral Analysis only)</i>	Copayment/coinsurance determined by service received		
BEHAVIORAL HEALTH AND EAP			
INPATIENT TREATMENT			
Facility Services	20% coinsurance per stay after deductible		
Professional Provider Services	\$0		
PARTIAL DAY PROGRAM	20% coinsurance, after deductible		
OUTPATIENT TREATMENT PROGRAM			
Facility Services	20% coinsurance, after deductible		
Professional Provider Services	\$25 copayment		
EMPLOYEE ASSISTANCE PROGRAM Up to four Visits per incident <i>(per rolling 12 months)</i>	\$0		
DENTAL SERVICES	SINGLE (YOU ONLY)	TWO PEOPLE	FAMILY (Three or more people)
Plan Year Deductible	\$25	\$50	\$75
The most Your Health Plan pays per person per Plan Year	\$1,200	\$1,200	\$1,200
Diagnostic and Preventive Services	\$0, no deductible		
Basic Dental Care	20% coinsurance, after dental deductible		
Major Dental Care	50% coinsurance, after dental deductible		
Orthodontic Services <i>(\$1,200 lifetime maximum)</i>	50% coinsurance, no deductible		
DENTAL SERVICES (NON-ROUTINE MEDICAL)	20% coinsurance, after deductible		

COVERED SERVICES	YOU PAY IN-NETWORK
DIABETIC EQUIPMENT	20% coinsurance, after deductible
DIABETIC EDUCATION	\$0
DIAGNOSTIC TESTS, LABS AND X-RAYS	
Outpatient Surgery	20% coinsurance, after deductible
Outpatient Diagnostic Services Only	20% coinsurance, after deductible
Outpatient Emergency Room	20% coinsurance, after deductible
DIALYSIS TREATMENTS	
Facility Services	\$0
Doctor's Office	\$0
DOCTOR'S VISITS (On an Outpatient basis)	
Primary Care Physicians	\$25 copayment
Specialty Care Providers	\$40 copayment
EARLY INTERVENTION SERVICES (birth to 3 years)	Copayment/coinsurance determined by service received
EMERGENCY ROOM VISITS	
Facility Services	20% coinsurance, after deductible
Professional Provider Services	
Primary Care Physicians	\$25 copayment
Specialty Care Providers	\$40 copayment
Diagnostic Tests, Labs and X-rays	20% coinsurance, after deductible
HOME HEALTH SERVICES <i>90-Visit Plan Year limit per member</i>	\$0
HOME PRIVATE DUTY NURSE'S SERVICES	20% coinsurance, after deductible
HOSPICE CARE SERVICES	\$0
HOSPITAL SERVICES	
INPATIENT CARE	
Facility Services	20% coinsurance per stay after deductible
Professional Provider Services	
Primary Care Physicians	\$0
Specialty Care Providers	\$0
Diagnostic Services	\$0
OUTPATIENT CARE	
Facility Services	20% coinsurance, after deductible
Professional Provider Services	
Primary Care Physicians	\$25 copayment
Specialty Care Providers	\$40 copayment
Diagnostic Tests, Labs and X-rays	20% coinsurance, after deductible

COVERED SERVICES	YOU PAY IN-NETWORK
MATERNITY	
Professional Provider Services	
Prenatal and Postnatal Care	
Primary Care Physicians	\$25 copayment
Specialty Care Providers	\$40 copayment
Delivery	
Primary Care Physicians	\$0
Specialty Care Providers	\$0
HOSPITAL SERVICES FOR DELIVERY Delivery room, anesthesia, routine nursing care for newborn	20% coinsurance per stay after deductible
DIAGNOSTIC TESTS, LABS AND X-RAYS	20% coinsurance, after deductible
MEDICAL EQUIPMENT (DURABLE), APPLIANCES, FORMULAS, PROSTHETICS AND SUPPLIES	20% coinsurance, after deductible
OUTPATIENT PRESCRIPTION DRUGS (mandatory generic)	
RETAIL PHARMACY	
Covered drugs per 34-day supply	
First Tier	\$10 copayment
Second Tier	\$20 copayment
Third Tier	\$35 copayment
HOME DELIVERY SERVICES (MAIL ORDER)	
Covered drugs for up to a 90-day supply	
First Tier	\$20 copayment
Second Tier	\$40 copayment
Third Tier	\$70 copayment
DIABETIC SUPPLIES	
	20% coinsurance, no deductible
SHOTS - ALLERGY & THERAPEUTIC INJECTIONS At a doctor's office, Emergency room or Outpatient hospital department	
	20% coinsurance, after deductible
SKILLED NURSING FACILITY STAYS¹ 180-day per Stay limit per member	
Facility Services	\$0
Professional Provider Services	\$0
SURGERY	
INPATIENT	
Facility Services	20% coinsurance per stay after deductible
Professional Provider Services	
Primary Care Physicians	\$0
Specialty Care Providers	\$0
Diagnostic Services	\$0

¹A stay is the period from the admission to the date of discharge from a facility. If there is less than a 90 day break between two admissions, the days allowable for the subsequent admission are reduced by the days used in the first. If there are more than 90 days between the two admissions, the days available for the subsequent admission start over for a full 180 days.

COVERED SERVICES	YOU PAY IN-NETWORK
OUTPATIENT	
Facility Services	20% coinsurance, after deductible
Professional Provider Services	
Primary Care Physicians	\$25 copayment
Specialty Care Providers	\$40 copayment
THERAPY - OUTPATIENT SERVICES	
CARDIAC REHABILITATION THERAPY	
Facility Services	20% coinsurance, after deductible
Professional Provider Services	20% coinsurance, after deductible
CHEMOTHERAPY	
Facility Services	20% coinsurance, after deductible
Professional Provider Services	20% coinsurance, after deductible
CHIROPRACTIC, SPINAL MANIPULATIONS AND OTHER MANUAL MEDICAL INTERVENTIONS 30-Visit Plan Year limit per member	
Primary Care Physicians	\$25 copayment
Specialty Care Providers	\$40 copayment
INFUSION (IV THERAPY)	
Facility Services	20% coinsurance, after deductible
Professional Provider Services	20% coinsurance, after deductible
Home Health Services	20% coinsurance, after deductible
INFUSION MEDICATIONS	
Outpatient Settings	20% coinsurance, after deductible
Home Settings	20% coinsurance, after deductible
OCCUPATIONAL THERAPY	
Facility Services	20% coinsurance, after deductible
Professional Provider Services	
Primary Care Physicians	20% coinsurance, after deductible
Specialty Care Providers	20% coinsurance, after deductible
PHYSICAL THERAPY	
Facility Services	20% coinsurance, after deductible
Professional Provider Services	
Primary Care Physicians	20% coinsurance, after deductible
Specialty Care Providers	20% coinsurance, after deductible
RADIATION THERAPY	
Facility Services	20% coinsurance, after deductible
Professional Provider Services	20% coinsurance, after deductible
RESPIRATORY THERAPY	
Facility Services	20% coinsurance, after deductible
Professional Provider Services	20% coinsurance, after deductible

COVERED SERVICES	YOU PAY IN-NETWORK
SPEECH THERAPY	
Facility Services	20% coinsurance, after deductible
Professional Provider Services	
Primary Care Physicians	20% coinsurance, after deductible
Specialty Care Providers	20% coinsurance, after deductible
VISION CORRECTION After surgery or accident	20% coinsurance, after deductible
WELLNESS AND PREVENTIVE CARE SERVICES	
WELL CHILD² (birth to 18 years)	
Office Visits at specified intervals	
Primary Care Physicians	No copayment, coinsurance, or deductible
Specialty Care Providers	No copayment, coinsurance, or deductible
Immunizations	
Primary Care Physicians	No copayment, coinsurance, or deductible
Specialty Care Providers	No copayment, coinsurance, or deductible
Screening Tests	No copayment, coinsurance, or deductible
ROUTINE WELLNESS (19 years and older)	
Check-up Visit (one per Plan Year)	
Primary Care Physicians	No copayment, coinsurance, or deductible
Specialty Care Providers	No copayment, coinsurance, or deductible
Immunizations	
Primary Care Physicians	No copayment, coinsurance, or deductible
Specialty Care Providers	No copayment, coinsurance, or deductible
Routine Lab and X-ray Services	No copayment, coinsurance, or deductible
WELLNESS AND PREVENTIVE CARE SERVICES (one of each per Plan Year)	
Gynecological Exam	
Primary Care Physicians	No copayment, coinsurance, or deductible
Specialty Care Providers	No copayment, coinsurance, or deductible
Pap Test	No copayment, coinsurance, or deductible
Mammography Screening	No copayment, coinsurance, or deductible
Prostate Exam (digital rectal exam)	
Primary Care Physicians	No copayment, coinsurance, or deductible
Specialty Care Providers	No copayment, coinsurance, or deductible
Prostate Specific Antigen Test	No copayment, coinsurance, or deductible
Colorectal Cancer Screenings	No copayment, coinsurance, or deductible

²See member handbook for immunization schedule.

ROUTINE VISION – BLUE VIEW VISION NETWORK

You have an allowance for eyeglass lenses or contact lenses every 12 months. You pay the remaining cost for frames and lenses after Your Health Plan's Reimbursement.

Network	Covered Services	Blue View Vision Network	Non-Blue View
<i>Routine Vision Blue View Vision Network (once every 12 months)</i>	<ul style="list-style-type: none"> ■ Routine eye exam ■ Eyeglass lenses 	<p>You pay \$40 copayment</p> <p>You pay \$20 copayment</p>	<p>Plan pays up to to \$50</p> <p>Plan pays up to: \$50 single lenses; \$75 bifocal; \$100 trifocal</p> <p>Plan pays up to \$80</p>
	<ul style="list-style-type: none"> ■ Eyeglass frames ■ Contact lenses (in lieu of eyeglass lenses) <ul style="list-style-type: none"> • Elective¹ • Non-Elective¹ ■ Lens options <ul style="list-style-type: none"> • UV coating, tints, standard scratch-resistant • Standard polycarbonate • Standard progressive • Standard anti-reflective • Other add-ons 	<p>Plan pays up to \$100* retail allowance</p> <p>Plan pays up to \$100 allowance</p> <p>Plan pays up to \$250 allowance</p> <p>You pay \$15</p> <p>You pay \$40</p> <p>You pay \$65</p> <p>You pay \$45</p> <p>You pay 20% off retail</p>	<p>Plan pays up to \$80</p> <p>Plan pays up to \$210</p> <p>Not available</p> <p>Not available</p> <p>Not available</p> <p>Not available</p> <p>Not available</p>

*You may select a frame greater than the covered allowance and receive a 20% discount for any additional cost over the allowance.

¹ Elective contact lenses are typically elected in lieu of eyeglass lenses. Non-Elective contact lenses are medically necessary contacts when glasses are not an option for vision correction, such as after cataract surgery.

APPROVAL OF CARE AT A GLANCE

It's important to review and understand the rules shown below. Following them will help you use your benefits to your best advantage and minimize your out-of-pocket medical expenses.

TYPE OF SERVICE	BEFORE YOU RECEIVE CARE
<p>LIFE-THREATENING EMERGENCY CARE</p> <p><i>(Such as heart attack, hemorrhaging, poisoning, loss of consciousness, convulsions, multiple or compound fractures)</i></p>	<p>You must obtain Hospital Admission Review if admitted.</p> <p>Call Anthem Blue Cross and Blue Shield: 1-800-533-1120</p>
<p>MEDICAL INPATIENT HOSPITAL CARE</p>	<p>All hospital admissions must be coordinated by your physician and reviewed and approved in advance by Anthem. Before a hospital admission, you, your physician, a family member, or friend must call Anthem Blue Cross and Blue Shield: 1-800-533-1120.</p> <p>However, if your physician does not make the call, it is your responsibility to make the call. The call must be made within 48 hours of an admission for a life-threatening emergency.</p>
<p>MEDICAL SERVICES THAT REQUIRE MEDICAL NECESSITY REVIEW</p>	<p>To determine if a service requires medical necessity review, contact your physician or Anthem Member Services. This process is also called pre-authorization. You could be responsible for the full cost of a service that requires medical review if it is not authorized in advance.</p>
<p>PRESCRIPTION DRUGS THAT REQUIRE PRIOR AUTHORIZATION</p>	<p>Your physician, pharmacist, or a Member Services representative can tell you if a drug requires prior authorization. Your physician may request approval for drugs that require prior authorization from Anthem on your behalf.</p>
<p>BEHAVIORAL HEALTH CARE PRE-AUTHORIZATION AND HOSPITAL ADMISSION REVIEW</p>	<p>You are encouraged to have all other behavioral health services pre-authorized by calling Anthem Behavioral Healthcare toll-free at 1-855-223-9277 before receiving care, or within 48 hours of an emergency admission. Anthem Behavioral Healthcare case managers certify the appropriate levels of mental health and substance abuse care based on your diagnosis and Behavioral Health Medical Necessity Criteria.</p>

IF YOU NEED ASSISTANCE

ANTHEM BLUE CROSS AND BLUE SHIELD

Anthem Member Services

(medical, outpatient pharmacy and routine vision)

1-800-552-2682

Monday through Friday 8:00 a.m. – 6:00 p.m.

Saturday 9:00 a.m. – 1:00 p.m.

Anthem Behavioral Healthcare and Employee Assistance Program

1-855-223-9277

Prescription Drug Home Delivery

1-800-355-8279

24/7 Nurseline

1-800-337-4770

On the Web at www.anthem.com/tlc

DELTA DENTAL OF VIRGINIA

Routine Dental Care

1-888-335-8296

On the Web at www.deltadentalva.com

THE LOCAL CHOICE

The Local Choice Health Benefits Program

Commonwealth of Virginia

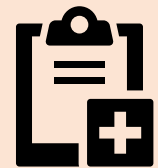
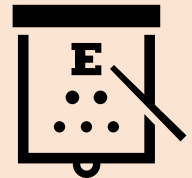
Department of Human Resource Management

101 North 14th Street – 13th Floor

Richmond, VA 23219

(804) 786-6460

On the Web at www.thelocalchoice.virginia.gov



NOTE: This is not a policy. This is a brief summary of the Key Advantage 500 health benefits plan. The Key Advantage Member Handbook, along with this Benefits Summary, constitute a complete description of the benefits, exclusions, limitations and reductions under the plan. Be sure to keep this summary with your Key Advantage Member Handbook for a full description of your coverage.